

正向
健康

適性
學習

勇敢
領導

宏觀
卓越

幸福就是 ~ 每天都進步一點點

111年9月16日朝會直播

宣導主題:資訊安全




網路資訊安全宣講

文山國中教務處資訊與設備組

Google Classroom 登入方式

- Google 頁面 — <https://classroom.google.com>

- 新北市親師生平台 — <https://pts.ntpc.edu.tw/>



The screenshot shows the Google Classroom login interface. At the top is the Google logo, followed by the text '登入' (Login) and '使用您的 Google 帳戶' (Use your Google account). Below this is a text input field with the placeholder '電子郵件地址或電話號碼' (Email address or phone number). The field contains the text '校務行政帳號@apps.ntpc.edu.tw' in red. To the left of the field is a link '忘記電子郵件地址?' (Forgot email address?). Below the field is a link '如果這不是你的電腦，請使用訪客模式以私密方式登入。瞭解詳情' (If this isn't your computer, use guest mode to log in privately. Learn more). At the bottom left is a link '建立帳戶' (Create account) and at the bottom right is a blue button labeled '繼續' (Continue).

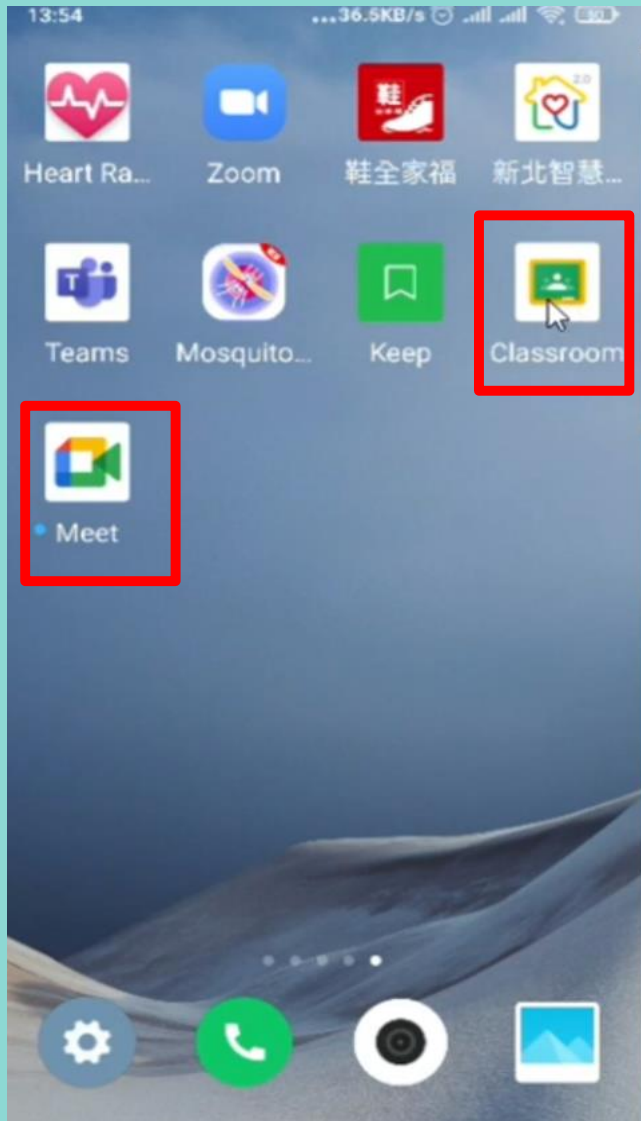


The screenshot shows the Single Sign-On (SSO) login page. The title is 'Single Sign-On' with a gear icon. Below the title is a green leaf logo. There are two input fields: the first is labeled '校務行政帳號' (School Administration Account) and the second is labeled '校務行政密碼' (School Administration Password). Below these fields is a yellow button labeled '登入' (Login). At the bottom of the page are four icons: a red square icon, a blue arrow icon, a green leaf icon, and a yellow question mark icon.

帳號要注意!!!

The screenshot shows a Google Classroom page. At the top, the browser's address bar displays the URL `classroom.google.com/u/0/c/NTM4MzE5NTkxNDU2`. Below the address bar, there are several navigation links: 自由軟體學習連結, 翻轉教室學習連結, Google, Yahoo奇摩, Google 雲端硬碟, YouTube, Gmail, and 地圖. The main navigation bar includes a hamburger menu icon, a teal profile picture placeholder, and four menu items: 訊息串, 課堂作業, 成員, and 成績. To the right of these items are a settings gear icon, a grid icon, and a circular profile icon containing the name '思敏'. A red box highlights the '思敏' profile icon in the browser's address bar, and another red box highlights the '思敏' profile icon in the main navigation bar. Below the navigation bar is a large teal banner with an illustration of a smartphone displaying a list of people, a notepad with handwritten notes, and a green icon with a person symbol. A '自訂' (Customize) button is located in the top right corner of the banner. Below the banner, there is a 'Meet' section with a '加入' (Join) button and a '讓學生看見' (Let students see) option. To the right of the Meet section is a box with a blue profile icon and the text '要在課程中宣布的事項' (Items to announce in the course), with a refresh icon on the right.

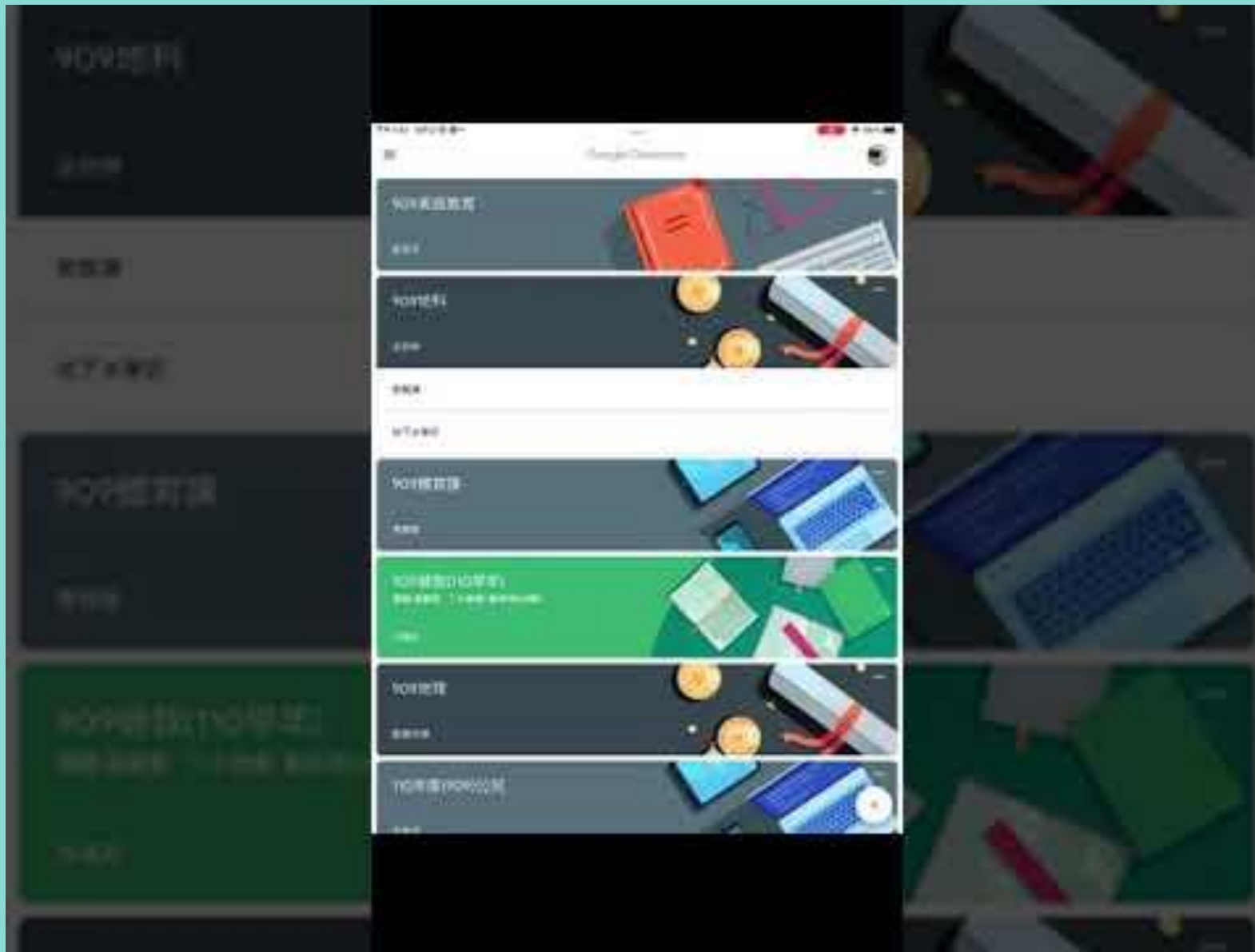
手機、平板使用常見問題



手機、平板使用常見問題



手機、平板登入GC教室及連結meet的方式



小安驚魂記



媽~就是...那個...

借用平板 或 wifi設備

- 1.請至教務處資設組登記借用
- 2.請妥善保管設備

正向
健康

適性
學習

勇敢
領導

宏觀
卓越

幸福就是 ~ 每天都進步一點點

111年9月16日朝會直播

宣導主題:交通安全



交通安全宣導

「車輛慢看停、行人停看聽」、「車輛於無號誌路口/閃紅閃黃路口宣導」及「行人勿任意穿越路口宣導」



正向
健康

適性
學習

勇敢
領導

宏觀
卓越

幸福就是 ~ 每天都進步一點點

師長報告



正向
健康

適性
學習

勇敢
領導

宏觀
卓越

幸福就是 ~ 每天都進步一點點

禮成

